

Changes for the Better



PASSENGER ELEVATORS DESIGN GUIDE



DESIGN GUIDE


NEXIEZ-MRL Version2

Elevators that serve as a link between a building and people's thoughts.

Elevators are expected to provide not only riding comfort but various other comforts as well. Designs that harmonize with a building's design, for example, are important elements. NEXIEZ-MRL Version2 creates a comfortable space where the building and people's thoughts are linked together, with four styles that embody the trends and styles of the times.

NATURAL

A natural style emphasizing the soft texture of wood. Produces a natural feeling that is unaffected by the trends of the times.



COMFORT

A minimalistic design that produces a comfortable and warm impression. A bright ceiling creates a feeling of reassuring comfort.



Decorative ←

→ Minimal



LUXURY

An air of sophistication is created not by decorative elements but by a rich surface finish. An elegant space produced by an exquisite combination of muted colors and different materials.



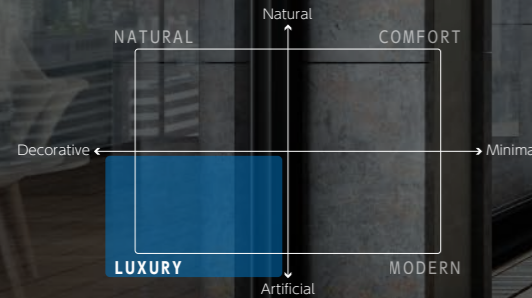
MODERN

A beautiful urban style created by noiseless, simple lines. The modern and solid space exudes an air of refinement.

↓ Artificial

LUXURY


An air of sophistication is created not by decorative elements but by a rich surface finish. An elegant space produced by an exquisite combination of muted colors and different materials.



Ceiling CL2
 Panel: Hairline stainless-steel
 Lighting color: Warm white
 Walls Painted steel sheet [Y002B: Dark brown]
 Transom panel Hairline stainless-steel
 Doors Hairline stainless-steel
 Front return panels Hairline stainless-steel
 Car operating panel ... CBSC4-D1050
 Kickplate Hairline stainless-steel
 Flooring PR812: Dim-gray



Ceiling DL7
 Panel: Mirror stainless-steel
 Lighting color: Cool white
 Walls Painted steel sheet [Y055B: Onyx black]
 Car operating panel ... CBV3-N1050
 Kickplate Hairline stainless-steel
 Flooring PR812: Dim-gray




Ceiling DL5
 Panel: Painted steel sheet [Y055B: Onyx black]
 Lighting color: Cool white
 Walls Hairline stainless-steel with etched pattern [EPA-4]
 Kickplate Hairline stainless-steel
 Flooring PR812: Dim-gray
 Handrail YH-100SL: Hairline stainless-steel
 Mirror YZ-55SN: Full height



Ceiling DL6
 Panel: Laminated steel sheet [LA07: Frost white]
 Lighting color: Warm white
 Walls Painted steel sheet [Y137B: Dark gray]
 Car operating panel ... CBV1-M1010
 Kickplate Painted steel sheet [Y136D: Ash gray]
 Flooring PR801: Cream beige



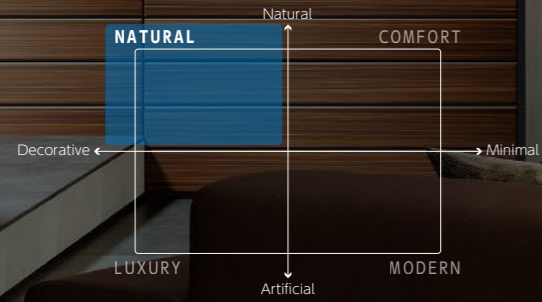
Ceiling CL2
 Panel: Mirror stainless-steel
 Lighting color: Warm white
 Walls Colored hairline stainless-steel [Champagne gold]
 Kickplate Colored hairline stainless-steel [Champagne gold]
 Flooring PR810: Ocher




Ceiling DL6
 Panel: Mirror stainless-steel
 Lighting color: Warm white
 Walls Colored hairline stainless-steel [Bronze]
 Kickplate Colored hairline stainless-steel [Bronze]
 Flooring PR812: Dim-gray
 Handrail YH-100SM: Mirror stainless-steel

NATURAL

A natural style emphasizing the soft texture of wood. Produces a natural feeling that is unaffected by the trends of the times.



- Ceiling DL5
Panel: Painted steel sheet [Y055B: Onyx black]
Lighting color: Cool white
- Walls Laminated steel sheet [LA03: Washed oak]
- Transom panel Laminated steel sheet [LA03: Washed oak]
- Doors Laminated steel sheet [LA03: Washed oak]
- Front return panels Hairline stainless-steel
- Car operating panel CBV3-P1040
- Kickplate Hairline stainless-steel
- Flooring PR801: Cream beige
- Handrail YH-100SL: Hairline stainless-steel



- Ceiling DL7
Panel: Painted steel sheet [Y135D: Shadow white]
Lighting color: Cool white
- Walls Rear: Laminated steel sheet [LA02: Oiled walnut]
Side: Hairline stainless-steel
- Car operating panel CBV1-M1010
- Kickplate Hairline stainless-steel
- Flooring PR812: Dim-gray



- Ceiling DL6
Panel: Hairline stainless-steel
Lighting color: Warm white
- Walls Laminated steel sheet [LA03: Washed oak]
- Kickplate Colored hairline stainless-steel [Champagne gold]
- Flooring PR801: Cream beige
- Handrail YH-100GL: Hairline stainless-steel (Gold)



- Ceiling DL5
Panel: Painted steel sheet [Y136D: Ash gray]
Lighting color: Warm white
- Walls Rear: Hairline stainless-steel
Side: Laminated steel sheet [LA03: Washed oak]
- Kickplate Hairline stainless-steel
- Flooring PR810: Ocher




- Ceiling CL1
Panel: Painted steel sheet [Y055B: Onyx black]
Lighting color: Cool white
- Walls Rear: Hairline stainless-steel
Side: Laminated steel sheet [LA03: Washed oak]
- Kickplate Hairline stainless-steel
- Flooring PR801: Cream beige
- Handrail YH-100SL: Hairline stainless-steel
- Mirror YZ-53A: 2-mirror set




- Ceiling CL2
Panel: Mirror stainless-steel
Lighting color: Cool white
- Walls Laminated steel sheet [LA02: Oiled walnut]
- Kickplate Hairline stainless-steel
- Flooring PR812: Dim-gray

COMFORT


A minimalistic design that produces a comfortable and warm impression. A bright ceiling creates a feeling of reassuring comfort.




Ceiling DL6
 Panel: Laminated steel sheet [LA03: Washed oak]
 Lighting color: Warm white
 Walls Painted steel sheet [Y135D: Shadow white]
 Transom panel Painted steel sheet [Y135D: Shadow white]
 Doors Painted steel sheet [Y135D: Shadow white]
 Front return panels Hairline stainless-steel
 Car operating panel ... CBV3-N1040
 Kickplate Hairline stainless-steel
 Flooring PR801: Cream beige
 Handrail YH-100SL: Hairline stainless-steel



Ceiling DL5
 Panel: Laminated steel sheet [LA03: Washed oak]
 Lighting color: Cool white
 Walls Painted steel sheet [Y135D: Shadow white]
 Car operating panel ... CBV1-M1010
 Kickplate Aluminum
 Flooring PR803: Gray
 Handrail YH-100SL: Hairline stainless-steel




Ceiling CL2
 Panel: Laminated steel sheet [LA03: Washed oak]
 Lighting color: Warm white
 Walls Painted steel sheet [Y002B: Dark brown]
 Kickplate Hairline stainless-steel
 Flooring PR812: Dim-gray
 Handrail YH-100GL: Hairline stainless-steel (Gold)



Ceiling CL2
 Panel: Laminated steel sheet [LA03: Washed oak]
 Lighting color: Cool white
 Walls Painted steel sheet [Y135D: Shadow white]
 Kickplate Aluminum
 Flooring PR801: Cream beige
 Handrail YH-100SL: Hairline stainless-steel



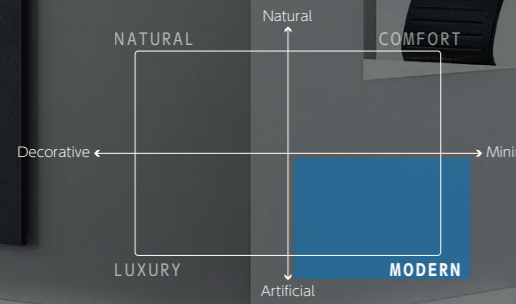
Ceiling DL7
 Panel: Laminated steel sheet [LA03: Washed oak]
 Lighting color: Cool white
 Walls Hairline stainless-steel
 Transom panel Hairline stainless-steel
 Doors Hairline stainless-steel
 Front return panels ... Hairline stainless-steel
 Car operating panel ... CBV3-C1040
 Kickplate Hairline stainless-steel
 Flooring PR803: Gray



Ceiling DL5
 Panel: Laminated steel sheet [LA03: Washed oak]
 Lighting color: Warm white
 Walls Laminated steel sheet [LA03: Washed oak]
 Kickplate Hairline stainless-steel
 Flooring PR810: Ocher
 Handrail YH-100GL: Hairline stainless-steel (Gold)
 Mirror YZ-55SN: Full height

MODERN

A beautiful urban style created by noiseless, simple lines. The modern and solid space exudes an air of refinement.



- Ceiling DL7
 Panel: Painted steel sheet [Y055B: Onyx black]
 Lighting color: Cool white
 Walls Hairline stainless-steel
 Transom panel Hairline stainless-steel
 Doors Hairline stainless-steel
 Front return panels Hairline stainless-steel
 Car operating panel ... CBV3-M1040
 Kickplate Hairline stainless-steel
 Flooring PR812: Dim-gray
 Handrail YH-100SL: Hairline stainless-steel



- Ceiling CL2
 Panel: Painted steel sheet [Y135D: Shadow white]
 Lighting color: Cool white
 Walls Hairline stainless-steel
 Car operating panel ... CBV3-N1050
 Kickplate Hairline stainless-steel
 Flooring PR803: Gray
 Handrail YH-100SL: Hairline stainless-steel



- Ceiling DL5
 Panel: Mirror stainless-steel
 Lighting color: Cool white
 Walls Rear: Hairline stainless-steel
 Side: Painted steel sheet [Y136D: Ash gray]
 Kickplate Hairline stainless-steel
 Flooring PR803: Gray



- Ceiling CL2
 Panel: Painted steel sheet [Y136D: Ash gray]
 Lighting color: Cool white
 Walls Rear: Hairline stainless-steel
 Side: Painted steel sheet [Y119B: Apricot brown]
 Kickplate Hairline stainless-steel
 Flooring PR801: Cream beige



- Ceiling DL7
 Panel: Hairline stainless-steel
 Lighting color: Cool white
 Walls Painted steel sheet [Y135D: Shadow white]
 Kickplate Hairline stainless-steel
 Flooring PR803: Gray
 Handrail YH-100SM: Mirror stainless-steel
 Mirror YZ-52A: Half-size



- Ceiling DL6
 Panel: Mirror stainless-steel
 Lighting color: Cool white
 Walls Hairline stainless-steel
 Transom panel Hairline stainless-steel
 Doors Hairline stainless-steel
 Front return panels ... Hairline stainless-steel
 Car operating panel ... CBV3-M1050
 Kickplate Hairline stainless-steel
 Flooring PR803: Gray
 Handrail YH-57S: Hairline stainless-steel

Ceiling

| Type | Spec. | Lighting (LEDs) | | Diagram | Materials / Finishes | | | |
|---|-------|-----------------|------------|---------|---|------------------------------------|---|----------------------|
| | | Cool white | Warm white | | | | | |
| CL1 Flat | | | | | Painted steel sheet Y135D Shadow white [RAL 000 85 00] (Semi-gloss) Y136D Ash gray [RAL 000 60 00] (Semi-gloss) Y055B Onyx black (Gloss) | | | |
| CL2 Downlight Standard <small>*1,*2,*3</small> | | | | | Painted steel sheet Standard Y135D Shadow white [RAL 000 85 00] (Semi-gloss) Y136D Ash gray [RAL 000 60 00] (Semi-gloss) Y055B Onyx black (Gloss) | Stainless-steel Hairline Mirror | Laminated steel sheet LA03 ⁶ Washed oak | |
| DL5 Cove <small>*1,*3,*4</small> | | | | | Painted steel sheet Y135D Shadow white [RAL 000 85 00] (Semi-gloss) Y136D Ash gray [RAL 000 60 00] (Semi-gloss) Y055B Onyx black (Gloss) | Stainless-steel Hairline Mirror | Laminated steel sheet LA03 Washed oak | LA07 Frost white |
| DL6 Cornice <small>*1,*3,*5</small> | | | | | | Stainless-steel Hairline Mirror | Laminated steel sheet LA03 ⁶ Washed oak LA07 Frost white | LA07 Frost white |
| DL7 Line <small>*3</small> | | | | | Painted steel sheet Y135D Shadow white [RAL 000 85 00] (Semi-gloss) Y136D Ash gray [RAL 000 60 00] (Semi-gloss) Y055B Onyx black (Gloss) | Stainless-steel Hairline Mirror | Laminated steel sheet LA03 ⁶ Washed oak | |

Ceiling with emergency trap door for EN81-72:2015

FL1

Ceiling ... Center panel with emergency trap door:
Painted steel sheet [Y135D: Shadow white]
Side panels: Milky white resin
Lighting color: Cool white

- Not applicable to observation car.
- This ladder will be used for rescue operation in case of an emergency.

Handrail

YH-100SL Hairline stainless-steel
YH-100GL Hairline stainless-steel (Gold)
YH-100SM Mirror stainless-steel
YH-57S Hairline stainless-steel

Mirror

YZ-52A Half-size
YZ-53A 2-mirror set
YZ-55SN Full height
YZ-100S Rear-view mirror^{*7}

Notes:

- *1: Two ceiling panels are joined depending on the car size. In that case, the joint line is visible in the middle of the ceiling.
- *2: The ceiling with five downlights is for a car with an internal width or depth of 1600mm or more.
- *3: The direction of grain on steel sheets or hairline on stainless-steel differs depending on the car size.
- *4: The lighting may not provide illumination required by EN81-20/50:2014 (minimum 100 lux at 1 m above floor) depending on the car size including ceiling height or the color combination of walls, flooring, and ceiling. Please consult our local agents.
- *5: If the car internal width is 1100mm or more, the downlights will be installed in the lengthwise direction. If the car internal depth is 1500mm or more, three downlights will be installed.
- *6: If two ceiling panels are joined or an emergency trap door is provided, the grain may not be lined up perfectly.
- *7: A rear-view mirror is for a two-gate elevator as a mirror cannot be installed on the rear wall. The car transom height must be at least 250mm to install a rear-view mirror. Please consult our local agents for details.

Natural light gives the car a spacious atmosphere



- | | | | |
|---------------------------|-----------------------------|---------------------------|--|
| Ceiling | CL2 | Doors | Hairline stainless-steel with glass window |
| Panel: | Hairline stainless-steel | Front return panel | Hairline stainless-steel |
| Lighting color: | Cool white | Kickplate | Hairline stainless-steel |
| Mullions (interior) | Hairline stainless-steel | Flooring | PR812: Dim-gray |
| Mullions (exterior) | Painted finish (N5.5: gray) | Car operating panel | CBV3-N1040 |
| Windows | Transparent flat glass | Handrail | YH-100SL: Hairline stainless-steel |
| Glass frames | Aluminum | | |
| Transom panel | Hairline stainless-steel | | |



E-312 Splayed Jamb with Transom Panel
E-212 Square Jamb with Transom Panel

- | | |
|---------------------|--------------------------|
| Jamb | Hairline stainless-steel |
| Transom panel | Hairline stainless-steel |
| Doors | See-through doors |
| Hall lantern | HLV1-A80S |
| Hall button | HBV1-C716 |



E-312 Splayed Jamb with Transom Panel
E-212 Square Jamb with Transom Panel

- | | |
|-------------------------------|---|
| Jamb | Hairline stainless-steel |
| Transom panel | Painted steel sheet [Y002B: Dark brown] |
| Doors | Painted steel sheet [Y002B: Dark brown] |
| Hall position indicator | HLV3-A90S |
| Hall button | HBV3-A1210 |

Glass Arrangements




NY-40A Rear & both sides
NY-40B Rear
NY-40C Both sides
NY-40D Rear & one side
NY-40E Rear & one side



E-302 Splayed Jamb
E-202 Square Jamb

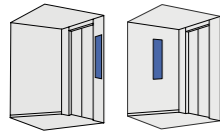
- | | |
|-------------------------------|---|
| Jamb | Painted steel sheet [Y055B: Onyx black] |
| Doors | Painted steel sheet [Y055B: Onyx black] |
| Hall position indicator | PIH-D457 |
| Hall button | HBV1-A1010 |



E-102 Narrow Jamb Standard

- | | |
|--|--|
| Jamb | Hairline stainless-steel |
| Doors | Painted steel sheet [Y118B: Foggy blue] |
| Hall position indicators and buttons | PIV1-A1010 Boxless |

For front return panel or side wall



Wall mounted, short panel (without service cabinet)³

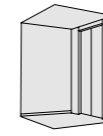
EN81-70:2018 compliant⁴ (Side wall only)

Example of a wall-mounted panel

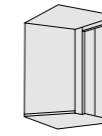
With EN81-20/50:2014-compliant indicator⁷

Buttons shown include: Segment⁵, Dot, Hairline⁶ stainless-steel faceplate, and LCD 5.7-inch. Part numbers include CB-M1010, CB-M1012, CB-M1017, CB-P1010, CB-P1012, CB-P1017, CB-M1030, CB-M1032, CB-M1037, CB-P1030, CB-P1032, CB-P1037, CB-M1040, CB-M1042, CB-M1047, CB-P1040, CB-P1042, CB-P1047, CB-M1050, CB-M1052, CB-M1057, CB-P1050, and CB-P1052.

For front return panel



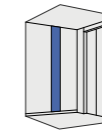
Long panel⁸



Swing panel

Buttons shown include: Segment⁵, Dot, Hairline⁶ stainless-steel faceplate, and LCD 5.7-inch. Part numbers include CB-C1010, CB-C1016, CB-D1010, CB-D1016, CB-C1030, CB-C1036, CB-D1030, CB-D1036, CB-C1040, CB-C1046, CB-D1040, CB-D1046, CB-C1050, and CB-C1056.

For side wall



Full-height panel⁸

EN81-70:2018 compliant⁴

Buttons shown include: Segment⁵, Dot, Hairline⁶ stainless-steel faceplate, and LCD 5.7-inch and LCD 10.4-inch. Part numbers include CB-N1010, CB-N1012, CB-N1017, CB-N1030, CB-N1032, CB-N1037, CB-N1040, CB-N1042, CB-N1047, CB-N1050, and CB-N1052.

Button line-up⁸

General buttons

| Type | CBV1 | CBV3 | CBV2 | CBV4 | CBSC2 ⁹ | CBSC4 ⁹ |
|--------------------|---|---------|---------------|-------|-----------------------|--------------------|
| Surface | Tactile | Tactile | Flat | Flat | Flat | Flat |
| Illumination color | Yellow-orange | White | Yellow-orange | White | Yellow-orange | White |
| Size/Material | Ø33mm/Stainless-steel, non-directional hairline | | | | Ø33mm/Plastic crystal | |

Notes:

- *1: The symbol ■ is replaced with a number representing the button type and illumination color. (e.g. CBV1, CBSC2, etc.)
- *2: The type in parentheses [] shows an auxiliary car operating panel (optional). The design is slightly different from the above image.
- *3: Maximum number of floors: 22 floors. For EN81-70:2018-compliant operating panels, the maximum number of floors is 14 floors (to meet the top button height required by EN81-70:2018).
- *4: Only tactile buttons are available.
- *5: Segment LED indicators cannot display some letters of alphabet. Please consult our local agents for details.

EN81-70:2018-compliant buttons⁴


| CBV1 | CBV3 |
|---|-------------------------|
| Tactile with white ring | Tactile with white ring |
| Yellow-orange | White |
| Ø33mm/Stainless-steel, non-directional hairline | |

| CBSS2 ⁹ | CBSS4 ⁹ |
|-------------------------|--------------------|
| Flat | Flat |
| Yellow-orange | White |
| 33x33mm/Plastic crystal | |

- *6: Faceplates with mirror-finish are also available (optional). Please consult our local agents for details.
- *7: The indicator will be incorporated in other types of car operating panels for EN81-20/50:2014-compliant elevators.
- *8: Touchless function is available for a long panel (front return panel) or full-height panel (side wall). Please consult our local agents for details.
- *9: Plastic crystal buttons are applicable to swing panels only. If a 10.4-inch LCD is provided, the buttons are not applicable.

Hall position indicators and buttons¹

• Hairline stainless-steel with plastic case

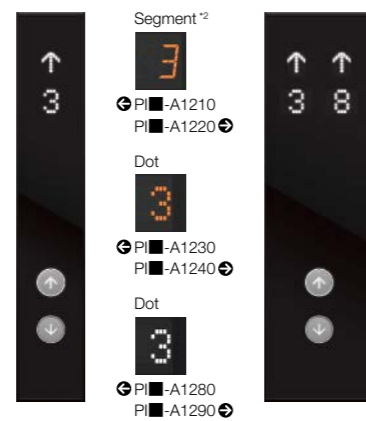


Segment²
PI■-A1010
PI■-A1020

Dot
PI■-A1030
PI■-A1040

Dot
PI■-A1080
PI■-A1090

• Black, glass-like plastic faceplate



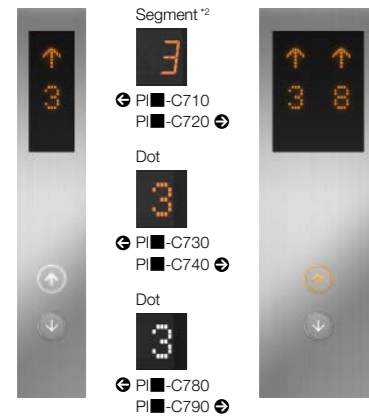
Segment²
PI■-A1210
PI■-A1220

Dot
PI■-A1230
PI■-A1240

Dot
PI■-A1280
PI■-A1290

Boxless

• Hairline stainless-steel faceplate^{3,4}



Segment²
PI■-C710
PI■-C720

Dot
PI■-C730
PI■-C740

Dot
PI■-C780
PI■-C790



LCD 3.5-inch
PI■-C766
PI■-C776

Hall buttons¹

• Hairline stainless-steel with plastic case



HB■-A1010
Boxless

• Black, glass-like plastic faceplate



HB■-A1210
Boxless

• Hairline stainless-steel faceplate^{3,4}

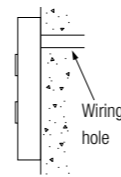


HB■-C716

Cross-section of surface-mount fixtures

Boxless

These hall signal fixtures can be easily mounted on the wall surface without having to cut into the wall to embed the back box.



Button line-up⁴

General buttons

| Type | PIV1 / HBV1 | PIV3 / HBV3 | PIV2 / HBV2 | PIV4 / HBV4 | PISC2 ⁵ / HBSC2 ⁵ | PISC4 ⁵ / HBSC4 ⁵ |
|--------------------|---|-------------|---------------|-------------|---|---|
| Surface | Tactile | Tactile | Flat | Flat | Flat | Flat |
| Illumination color | Yellow-orange | White | Yellow-orange | White | Yellow-orange | White |
| Size/Material | Ø33mm/Stainless-steel, non-directional hairline | | | | Ø33mm/Plastic crystal | |


Notes:

- *1: The symbol ■ is replaced with a number representing the button type and illumination color. (e.g. PIV1, HBSC2, etc.)
- *2: Segment LED indicators cannot display some letters of alphabet. Please consult our local agents for details.
- *3: Faceplates with mirror-finish are also available (optional). Please consult our local agents for details.
- *4: Touchless function is available for hall position indicators and buttons or hall buttons with hairline stainless-steel faceplate, except for plastic crystal button. Please consult our local agents for details.


Hall lanterns



HLV1-A80S HLV3-A80S HLV1-A90S HLV3-A90S HLV1-E62⁷ HLV3-E62⁷ HLV-A16S HLV-A31S



HLH1-A80S HLH3-A80S HLH-A16S HLH-A31S



HLH1-A90S HLH3-A90S

Hall position indicators



PIH-D457² PIH-D455



PIH-D457² (built into transom panel) PIH-D455 (built into transom panel)

Hall position indicator with lantern



PIE-B47² PIE-B45

LCD position indicator



PIH-C117 (5.7-inch)

LCD information displays



PIH-C216 (10.4-inch)



PIH-C226 (15-inch)

EN81-70:2018-compliant buttons⁶

| PIV1 / HBV1 | PIV3 / HBV3 |
|---|-------------------------|
| Tactile with white ring | Tactile with white ring |
| Yellow-orange | White |
| Ø33mm/Stainless-steel, non-directional hairline | |

| PISS2 ⁵ / HBSS2 ⁵ | PISS4 ⁵ / HBSS4 ⁵ |
|---|---|
| Flat | Flat |
| Yellow-orange | White |
| 33x33mm/Plastic crystal | |

- *5: Plastic crystal buttons are applicable to hairline stainless-steel faceplate only.
- *6: Only tactile buttons are available. EN81-70:2018-compliant buttons are applicable to the following hall position indicators and buttons or hall buttons.
 - Hall position indicators and buttons: PI■-C710, PI■-C730, PI■-C780, PI■-C766
 - Hall buttons: HB■-C716
- *7: Not applicable to EN81-70:2018-compliant elevators.

Hall operating panels

10.1-inch touchless screen

With Audio guidance



HSP-A21N

With card reader^{*2}
+ Audio guidance



HSP-A26N

Pedestal type

With pedestal is available as optional. Please consult our local agents for details.



HSP-P21N / HSP-P26N
(With card reader)

Keypad

• Dot LED display

With Audio guidance



HSVF-C232

With card reader^{*2}
+ Audio guidance



HSVF-C233

• 5.7-inch LCD display

With Audio guidance



HSVF-C274

With card reader^{*2}
+ Audio guidance



HSVF-C285

10.1-inch touchscreen^{*3}

With Audio guidance



HSP-C13A

With card reader^{*2}
+ Audio guidance



HSP-C18A

Hall lantern with elevator number plate



HLV-E116S



HLF-A10
HLF-A11 (With chime)

Car operating panel with destination floor indicator^{*2}



CBU2-C739



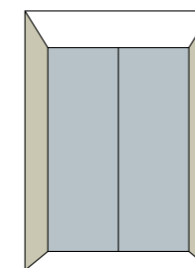
EN81-20/50:2014-compliant indicator^{*4}

We offer a large selection of car interior materials, based on four design concepts, to create a relaxing and comfortable space. Perfect combination of wall and ceiling materials and lighting can create a beautiful and pleasant atmosphere in your elevator.




Elegant combination wall design

Combining a rear and side walls in different materials or colors brings the warmth and enhances the feel of the interior, giving an elegance to your elevator.



*The images show the examples of combination wall design.



Rear: Laminated steel sheet [LA02: Oiled walnut]
Side: Hairline stainless-steel

Rear: Hairline stainless-steel
Side: Painted steel sheet [Y136D: Ash gray]

Rear: Hairline stainless-steel
Side: Painted steel sheet [Y119B: Apricot brown]

Notes:
*1: If you require design complying with EN81-70, please consult our local agents.
*2: Card reader is to be supplied by customer. Please consult our local agents for details.
*3: Antiviral and antibacterial coating or film is applicable, as optional, to the buttons for elevators to be installed in some countries. Please consult our local agents for details.
*4: The indicator will be incorporated in car operating panels for EN81-20/50:2014-compliant elevators.

Ceiling

*Please refer to page 11-12 for details of ceiling.

Painted steel sheet

- Y135D Shadow white [RAL 000 85 00] - Semi-gloss
- Y136D Ash gray [RAL 000 60 00] - Semi-gloss
- Y055B Onyx black - Gloss

Stainless-steel

- Hairline
- Mirror

Laminated steel

- LA07 Frost white
- LA03 Washed oak

[Car] Walls, doors and transom panel

Colored hairline stainless-steel

- Champagne gold
- Bronze

Colored hairline stainless-steel with etched pattern

*Please refer to the etching finish pattern book, EFA1, for details.

- EPA-1
- EPA-2
- EPA-3

Non-etched surface / Etched surface

Laminated steel sheet

- CP23 Minimal stripe
- CP101 Silver
- CP141 Bright slate
- LA03 Washed oak
- LA02 Oiled walnut

Kickplate

Aluminum

- Hairline

Stainless-steel

- Hairline

Painted steel sheet

- Y136D Ash gray [RAL 000 60 00] - Semi-gloss

Colored hairline stainless-steel

- Champagne gold
- Bronze

Flooring

Durable vinyl tile

- PR801 Cream beige
- PR810 Ocher
- PR803 Gray
- PR812 Dim-gray

Car Finish Application Table

S = Standard, O = Optional

| Materials / Finishes | Walls | | | Transom panel | Doors | Front return panels | Kickplate | Flooring | Sill |
|---|-------------|-------------------------------|---|---------------|----------------|---------------------|----------------|----------|------|
| | Three sides | Combination wall ⁷ | | | | | | | |
| | Rear wall | Side walls | | | | | | | |
| Hairline stainless-steel (SUS-HL) | S | O | O | S | S | S | O | | |
| Painted steel sheet | O | O | O | O | O | O | O ³ | | |
| Laminated steel sheet | O | O | O | O | O ⁶ | | | | |
| Hairline stainless-steel with etched pattern ¹¹ (SUS-HE) | O | | | O | O | | | | |
| Colored hairline stainless-steel (colored SUS-HL) | O | | | O | O | | O | | |
| Colored hairline stainless-steel with etched pattern ¹² (colored SUS-HE) | O | | | O | O | | | | |
| Mirror stainless-steel (SUS-M) | O | | | O | O | O | | | |
| Shiny vibration stainless-steel | O | | | O | O | O | | | |
| Aluminum | | | | | | | S | | |
| Glass windows [1300mm(H) x 200mm(W) or 1300mm(H) x 300mm(W)] ¹⁴ | | | | | O | | | | |
| See-through doors ¹⁵ | | | | | O | | | | |
| Durable vinyl tile [2mm] | | | | | | | | S | |
| Aluminum checkered plate [3mm] | | | | | | | | O | |
| Rubber tile/carpet/marble/granite [3-35mm] (supplied by customer) ¹⁶ | | | | | | | | O | |
| Extruded hard aluminum | | | | | | | | | S |
| Stainless-steel | | | | | | | | | O |

Notes:
 *1: Etching pattern EPA-1~6 only.
 *2: Etching pattern EPA-1~3 only.
 *3: Only available in ash gray (Y136D).
 *4: The size of glass window for EN81-20/50-compliant elevators is 1300mm (H) x 300mm (W).
 *5: For EN81-20/50-compliant elevators, see-through doors are applicable to CO doors only.
 *6: Please consult our local agents for details.
 *7: The luster of painted steel sheet may differ depending on the color.
 *8: Not applicable in some countries. Please consult our local agents for details.

[Car] Walls, doors and transom panel, [Hall] Doors, transom panel and jamb

Stainless-steel

- Hairline
- Mirror
- Shiny vibration

*Mirror-finish is not applicable to the hall transom panel and jamb.
 *Shiny vibration is not applicable to the hall doors, hall transom panel and jamb.

Hairline stainless-steel with etched pattern

Non-etched surface / Etched surface

- EPA-1
- EPA-2
- EPA-3
- EPA-4
- EPA-5
- EPA-6

*Not applicable to the jamb, please refer to the etching finish pattern book, EFA1, for details.

Painted steel sheet

Beige colors

- Y033D White - Semi-gloss
- Y133D Pastel sand [RAL 080 80 10] - Semi-gloss
- Y134D Flax fibre gray [RAL 075 70 10] - Semi-gloss
- Y002B Dark brown - Gloss

Gray colors

- Y135D Shadow white [RAL 000 85 00] - Semi-gloss
- Y136D Ash gray [RAL 000 60 00] - Semi-gloss
- Y137B Dark gray [RAL 000 40 00] - Gloss
- Y055B Onyx black - Gloss

Chromatic colors

- Y117B Natural green [RAL 120 80 30] - Gloss
- Y118B Foggy blue [RAL 250 70 10] - Gloss
- Y119B Apricot brown [RAL 050 60 40] - Gloss
- Y138B Carriage yellow [RAL 075 80 60] - Gloss
- Y116B Blue - Gloss
- Y014B Red-violet - Gloss

[Hall] Doors, transom panel

Hairline stainless-steel with premium etched pattern

*Please refer to the etching finish pattern book, EF4, for details.

Non-etched surface / Etched surface

- EP-A-004
- EP-A-011
- EP-A-021
- EP-B-009
- EP-D-006
- EP-F-004

Entrance Finish Application Table

S = Standard, O = Optional

| Materials/Finishes | Jamb | Transom panel | Doors | Sill |
|--|------|---------------|-------|------|
| Hairline stainless-steel (SUS-HL) | S | O | S | |
| Painted steel sheet | O | O | O | |
| Hairline stainless-steel with etched pattern (SUS-HE) | | O | O | |
| Mirror stainless-steel (SUS-M) | | | O | |
| Glass windows [1300mm(H) x 200mm(W) or 1300mm(H) x 300mm(W)] ¹⁴ | | | O | |
| See-through doors ¹⁵ | | | O | |
| Extruded hard aluminum | | | | S |
| Stainless-steel | | | | O |

Actual colors may differ slightly from those shown.



Our elevators, escalators and building management systems are always evolving, helping achieve our goal of being the No.1 brand in quality. In order to satisfy customers in all aspects of comfort, efficiency and safety while realizing a sustainable society, quality must be of the highest level in all products and business activities, while priority is place on consideration for the environment. As the times change, we promise to utilize the collective strengths of its advanced and environmental technologies to offer its customers safe and reliable products while contributing to society.

* Quality in Motion is a trademark of Mitsubishi Electric Corporation.

ISO9001/14001 certification

Mitsubishi Elevator Asia Co., Ltd. has acquired ISO 9001 certification from the International Organization for Standardization based on a review of quality management. The plant has also acquired environmental management system standard ISO 14001 certification.



MITSUBISHI ELECTRIC BUILDING SOLUTIONS CORPORATION

HEAD OFFICE : TOKYO BLDG., 2-7-3, MARUNOUCHI, CHIYODA-KU, TOKYO 100-8310, JAPAN

www.MitsubishiElectric.com/elevator

⚠ Safety Tips: Be sure to read the instruction manual fully before using this product.



Revised publication effective Dec. 2023.
Superseding publication of GN031-A INA-2212.
Specifications are subject to change without notice.

©2023 Mitsubishi Electric Building Solutions Corporation